


CALIFORNIA HISTORY



CAL COACHING LEGEND
PETE NEWELL with
THE 1959 NCAA
CHAMPIONSHIP Trophy



It has been more than 40 years since the winter of 1959, when the California basketball team wrote what is truly one of the great “Cinderella” stories in collegiate history en route to capturing the NCAA championship title.

The author of the thriller was the immensely talented Pete Newell, whose mere presence brought Harmon Gym patrons to their feet. Newell was the resident genius at the art of team play, a head coach who was a master at utilizing every bit of talent he had at his disposal.

Beyond Newell, it was a team of unknowns. There was not a single All-American within its ranks, not even a first team All-Coast selection. But before all else, it was a team, and spell that with a capital “T.” As Bob Brachman of the San Francisco Examiner put it, “... It was truly an all-around inspirational production by a bunch of guys named ‘Joe.’”

“That 1959 season was the essence of what the game of basketball is all about,” said Newell. “It was a totally selfless group. It takes a certain type of kid to put the team above himself.”

California battled its way through the Pacific Coast Conference, blasted Utah and St. Mary’s in the Western Regionals and then marched into Louisville, scorned and sneered at by the experts, and walked away with the national title.

Despite the pair of impressive victories at the regionals and a 14-game winning streak, the Golden Bears arrived in Kentucky without much fanfare. The resident “experts” were highly critical of their controlled style of play,



Head coach Pete Newell holds the NCAA Championship trophy and poses with his 1959 champion team.


one which allowed them to lead the nation in points allowed as they sacrificed just 51.0 per game. One Louisville paper tabbed California as a “plow horse,” while another critic described the routines by the pompon girls as “faster than their basketball team.”

First on the agenda for the Golden Bears was upsetting Cincinnati and All-American Oscar Robertson. But Newell came up with a simple formula for shutting down the Big “O,” and that was the Big “D,” a combination of defense and Darrall Imhoff. Robertson was held to 18 points (5-16 FG), and only one field goal in the second half, while Imhoff pumped in 22 points to pace all scorers.

The win propelled California into the finals against West Virginia and another All-American guard, Jerry West. And once again, the names of Dalton, Imhoff and Al Buch could be listed among the heroes. But, as the near-capacity crowd

of 18,498 could attest, the Golden Bears spinning 71-70 victory over the Mountaineers belonged to each and every member of the team.

The Bears were afforded a hero’s welcome upon their return to the Bay Area, as more than 3,000 California loyalists jammed San Francisco International Airport.



Jack Grout (left) and Bob Dalton helped Cal to the 1959 NCAA title.

CAL 71, WEST VIRGINIA 70

MARCH 21, 1959

FREEDOM HALL – LOUISVILLE, KY

California	Fg-Fga	Ft-Fta	Reb	Pf	Tp
Bill McClintock	4-13	0-1	10	1	8
Bob Dalton	6-11	3-4	2	4	15
Darrall Imhoff	4-13	2-2	9	3	10
Al Buch	0-4	2-2	2	3	2
Denny Fitzpatrick	8-13	4-7	2	1	20
Bernie Simpson	0-1	0-0	2	2	0
Jack Grout	4-5	2-2	3	1	10
Dick Doughty	3-6	0-0	1	3	6
Team			7		
Totals	29-66	13-18	38	18	71
West Virginia	Fg-Fga	Ft-Fta	Reb	Pf	Tp
Jerry West	10-21	8-12	11	4	28
Willie Akers	5-8	0-1	6	0	10
Robert Clousson	4-7	2-3	4	4	10
Bob Smith	2-5	1-1	2	3	5
Marvin Bolyard	1-4	4-4	3	4	6
James Ritchie	1-4	2-2	4	0	4
Ronnie Retton	0-0	2-2	0	0	2
Lee Patrone	2-6	1-2	4	1	5
Team			7		
Totals	25-55	20-27	41	16	70

Halftime: Cal 39, WV 33. FG%: Cal 43.9, WV 45.5. FT%: Cal 72.2, WV 74.1. Officials: Bell, Mihalik. Attendance: 18,498.



POSTSEASON RESULTS



QUICK FACTS

Appearances: 17
 12 NCAA: 1946, 57, 58, 59, 60, 90, 93, 94, 96, 97, 2001, 02
 5 NIT: 1986, 87, 89, 99, 2000

Record: 27-16
 NCAA 17-12
 NIT 10-4

NCAA Championships: 1 (1959)
NCAA Final Fours: 3 (1946, 59, 60)
NCAA Runner-Up Finishes: 1 (1960)
NIT Championships: 1 (1999)

Cal Coaches in the Postseason:
 Nibs Price 1-2 NCAA 1946
 Pete Newell 10-3 NCAA 1957, 58, 59, 60
 Lou Campanelli 4-4 NCAA 1990; NIT 1986, 87, 89
 Todd Bozeman 2-3 NCAA 1993, 94, 96
Ben Braun 10-4 NCAA 1997, 2001, 02; NIT 1999, 2000

1946

Western Regional 1st Round

CALIFORNIA 50, COLORADO 44

March 22, 1946 – Municipal Auditorium – Kansas City, MO

California	Fg	Ft-a	Pf	Pts
Lafaille	3	2-2	4	8
Wolfe	8	1-2	0	17
Smith	2	0-2	4	4
Walker	2	1-6	2	5
Wray	4	0-2	2	8
Hogeboom	3	2-2	0	8
Totals	22	6-16	12	50



1946 NCAA Final Four Team

Colorado	Fg	Ft-a	Pf	Pts
Walseth	3	1-1	0	7
Beattie	2	1-1	0	5
Fuller	1	0-0	2	2
Ellis	3	0-0	0	6
Hunt	0	0-0	0	0
Knock	4	1-1	2	8
Putman	2	1-2	3	5
Huggins	2	4-5	3	8
Robbins	1	0-2	5	2
Allen	0	0-0	0	0
Totals	18	8-12	15	44

Halftime: Cal 23, CU 18. Officials: Cutis, Van Reen.

Western Regional Final

OKLAHOMA A&M 52, CALIFORNIA 35

March 23, 1946 – Municipal Auditorium – Kansas City, MO

California	Fg	Ft-a	Pf	Pts
Lafaille	4	2-2	4	10
Wolfe	7	0-1	2	14
Dean	0	0-0	0	0
Smith	0	1-3	3	1
Walker	2	2-3	2	6
Wray	1	0-0	2	2
Larner	0	0-0	0	0
Hogeboom	0	2-3	0	2
Totals	14	7-12	13	35

Oklahoma A&M	Fg	Ft-a	Pf	Pts
Aubrey	0	0-0	0	0
Bradley	1	1-2	1	3
Bennett	1	2-2	1	4
Kern	2	0-0	1	4
Geyman	0	0-0	0	0
Kurland	12	5-6	3	29
Steinmeir	0	0-0	0	0
Williams	1	1-1	0	3
Bell	1	2-2	2	4
Parks	2	1-1	1	5
Halbert	0	0-0	0	0
Totals	20	12-14	9	52

Halftime: OAM 26, Cal 21. Officials: Baker, Curtis.

Final Four Third-Place Game

OHIO STATE 63, CALIFORNIA 45

March 26, 1946 – Madison Square Garden – New York, NY

California	Fg	Ft-a	Pf	Pts
Lafaille	9	4-4	2	22
Larner	0	0-0	0	0
Wolfe	3	0-0	1	6
Anderson	0	0-0	0	0
Holcomb	0	1-1	1	1
Smith	2	0-0	4	4
Walker	2	0-0	4	4
Walker	1	2-7	4	4
Wray	0	1-2	1	1
Bower	0	1-1	2	1
Remer	0	0-0	1	0
Hogeboom	2	2-2	1	6
Dean	0	0-0	0	0
Totals	17	11-17	17	45

Ohio State	Fg	Ft-a	Pf	Pts
Bowen	6	4-4	2	16
Wells	0	0-0	0	0
Lovett	0	0-1	0	0
Snyder	3	4-5	2	10
Underman	6	7-8	4	19
Elliott	1	1-1	1	3
Huston	2	1-2	3	5
Johnston	0	0-0	0	0
Amlin	5	0-1	4	10
Kuhn	0	0-0	0	0
Totals	23	17-22	16	63

Halftime: OSU 22, Cal 21. Officials: Orwig, Nucatola.

1957

West Regional 1st Round

CALIFORNIA 86, BYU 59

March 15, 1957 – Gill Coliseum – Corvallis, OR

BYU	Fg	Ft-a	Pts
Benson	7	3-4	17
Rowe	3	2-2	8
Gustin	1	2-2	4
Jones	2	0-0	4
Jason	0	0-0	0
Thacker	2	1-2	5
Anderson	2	1-3	5
Strike	6	2-2	14
Ptson	0	0-0	0
Wilkes	0	2-2	2
Totals	23	13-17	59

California	Fg-a	Ft-a	Pf	Reb	Pts
Friend	11-25	3-6	1	7	25
Robinson	8-14	2-2	2	4	18
Diaz	0-4	0-0	1	0	0
McIntosh	2-4	0-0	0	5	4
McKeen	2-6	1-2	0	6	5
Arrillaga	3-6	0-1	1	4	6
Buch	5-8	2-3	1	3	12
Grout	3-4	0-0	3	0	6
Hagler	3-8	3-4	3	5	9
Kapp	0-0	0-0	0	1	0
Sterling	0-0	1-2	0	0	1
Simpson	0-2	0-0	0	1	0
Totals	37-81	12-20	9	39	86

Note: Records not complete for all box scores.



West Regional Final

SAN FRANCISCO 50, CALIFORNIA 46
March 16, 1957 – Gill Coliseum – Coravllis, OR

<i>San Francisco</i>	<i>Fg</i>	<i>Ft</i>	<i>Pts</i>
Preaseau	0	5	5
Farmer	4	3	11
Mallen	0	0	0
Day	4	1	9
Brown	8	4	20
Dunbar	0	5	5
Totals	16	18	50

<i>California</i>	<i>Fg-a</i>	<i>Ft-a</i>	<i>Pf</i>	<i>Reb</i>	<i>Pts</i>
Friend	5-13	2-3	1	6	12
Robinson	6-13	4-4	3	6	16
Diaz	0-1	4-5	3	2	4
McIntosh	1-3	2-2	2	2	4
McKeen	3-5	0-1	4	6	6
Arrillaga	0-2	0-0	1	1	0
Buch	0-2	2-2	1	1	2
Grout	1-3	0-1	0	2	2
Hagler	0-1	0-2	1	2	0
Kapp	0-0	0-0	1	0	0
Totals	16-43	14-20	17	28	46

1958

West Regional Semifinal

CALIFORNIA 54, IDAHO STATE 43
March 14, 1958 – Cow Palace – San Francisco, CA

<i>Idaho State</i>	<i>Fg</i>	<i>Ft</i>	<i>Pf</i>	<i>Pts</i>
Blemen	7	0	2	14
Christian	0	2	3	2
Bacher	5	1	4	11
Rodgers	1	0	2	2
Gemaine	3	4	3	10
Morris	1	0	2	2
Adelhardt	0	0	1	0
Griffin	1	0	0	2
Kugler	0	0	0	0
Totals	18	7	17	43

<i>California</i>	<i>Fg</i>	<i>Ft</i>	<i>Pf</i>	<i>Pts</i>
Dalton	4	2	0	10
Sterling	2	2	1	6
McIntosh	4	2	3	10
Buch	2	1	0	5
Robinson	5	3	2	13
Grout	0	0	0	0
Fitzpatrick	1	1	2	3
Imhoff	1	1	2	3
Kapp	0	0	0	0
Schneider	1	2	0	4
Totals	20	14	10	54

Halftime: Cal 24, ISU 20.

West Regional Final

SEATTLE 66, CALIFORNIA 62 OT
March 15, 1958 – Cow Palace – San Francisco, CA

<i>Seattle</i>	<i>Fg</i>	<i>Ft-a</i>	<i>Pf</i>	<i>Pts</i>
Ogorek	3	2	4	8
Frizzell	1	1	3	3
Baylor	9	8	3	26
Brown	6	0	3	12
Harney	2	5	1	9
Piaserki	0	0	2	0
Saunders	3	2	0	8
Totals	24	18	16	66

<i>California</i>	<i>Fg</i>	<i>Ft</i>	<i>Pf</i>	<i>Pts</i>
Dalton	1	1	5	3
Sterling	7	1	4	15
McIntosh	7	2	1	16
Buch	4	2	2	10
Robinson	6	3	3	15
Grout	1	0	0	2
Fitzpatrick	0	1	0	1
Totals	26	10	15	62

Halftime: Cal 37, Seattle 29. End of regulation: 60-60.

1959

West Regional Semifinal

CALIFORNIA 71, UTAH 53
March 13, 1959 – Cow Palace – San Francisco, CA

<i>Utah</i>	<i>Fg-a</i>	<i>Ft-a</i>	<i>Pf</i>	<i>Reb</i>	<i>Pts</i>
Rich Ruffell	4-6	0-1	1	1	8
Gary Chestang	3-9	3-4	2	9	9
Pearl Pollard	4-7	1-1	2	5	9
DeLyle Condie	4-8	0-1	0	3	8
Dick Shores	0-4	2-3	3	3	2
Carney Crisler	3-6	3-5	2	1	9
Jim Rhead	0-1	1-2	0	3	1
Joe Morton	1-1	2-2	1	0	4
Jim Thomas	0-0	0-0	0	0	0
Ben Cutler	0-0	0-0	0	1	0
Keith Ansell	0-0	0-0	1	0	0
D. VanWagenen	0-1	3-4	0	2	3
Team				6	
Totals	19-43	15-23	12	34	53

<i>California</i>	<i>Fg-a</i>	<i>Ft-a</i>	<i>Pf</i>	<i>Reb</i>	<i>Pts</i>
Bob Dalton	6-8	1-1	2	3	13
Bill McClintock	4-12	1-3	1	12	9
Darrall Imhoff	3-9	3-4	4	9	9
Al Buch	7-17	1-2	1	2	15
Denny Fitzpatrick	4-14	4-4	3	6	12
Jack Grout	1-2	0-0	2	4	2
Bernie Simpson	1-2	0-0	1	1	2
Dick Doughty	3-5	0-0	1	4	6
Jerry Mann	0-2	0-0	0	0	0
Earl Shultz	0-1	1-2	3	1	1
Jim Langley	0-0	0-0	0	0	0
Tandy Gillis	1-2	0-0	0	1	2
Team				6	
Totals	30-74	11-16	18	49	71

West Regional Final

CALIFORNIA 66, SAINT MARY'S 46
March 14, 1959 – Cow Palace – San Francisco, CA

<i>Saint Mary's</i>	<i>Fg-a</i>	<i>Ft-a</i>	<i>Pf</i>	<i>Reb</i>	<i>Pts</i>
LaRoy Doss	6-17	2-2	1	12	14
Dick Sigaty	2-7	0-1	2	5	4
Tom Meschery	2-9	1-3	2	5	4
Bob Dold	1-5	1-1	3	1	3
Joe Barry	6-16	2-2	4	4	14
Larry Brennan	2-5	2-3	2	2	6
Jack Dold	0-0	0-0	0	0	0
Wes Tamm	0-1	0-2	0	0	0
Al Claiborne	0-0	0-0	0	0	0
Totals	19-61	8-15	14	35	46

<i>California</i>	<i>Fg-a</i>	<i>Ft-a</i>	<i>Pf</i>	<i>Reb</i>	<i>Pts</i>
Bob Dalton	3-7	7-7	3	4	13
Bill McClintock	4-7	2-3	4	13	10
Darrall Imhoff	4-10	2-2	1	15	10
Al Buch	2-10	0-0	1	4	4
Denny Fitzpatrick	9-16	3-3	2	3	21
Jack Grout	2-3	0-0	1	1	4
Bernie Simpson	0-3	2-3	0	3	2
Dick Doughty	0-1	0-0	0	2	0
Jerry Mann	0-0	0-0	1	0	0
Jim Langley	0-0	0-0	0	1	0
Tandy Gillis	0-0	0-0	1	0	0
Earl Shultz	0-0	2-2	0	0	2
Totals	24-57	18-20	14	49	66

Final Four Semifinal

CALIFORNIA 64, CINCINNATI 58
March 20, 1959 – Freedom Hall – Louisville, KY

<i>California</i>	<i>Fg-a</i>	<i>Ft-a</i>	<i>Reb</i>	<i>Pf</i>	<i>Pts</i>
Bill McClintock	2-11	2-4	11	1	6
Bob Dalton	2-4	4-3	7	5	7
Darrall Imhoff	10-25	2-5	16	4	22
Denny Fitzpatrick	2-9	0-0	3	4	4
Al Buch	7-15	4-6	6	2	18
Jack Grout	2-7	1-2	2	1	5



POSTSEASON RESULTS



Bernie Simpson	1-2	0-0	3	0	2
Team			8		
Totals	26-73	12-21	56	17	64

<i>Cincinnati</i>	<i>Fg-a</i>	<i>Ft-a</i>	<i>Reb</i>	<i>Pf</i>	<i>Pts</i>
Oscar Robertson	5-16	9-11	19	4	19
Bob Weisenhahn	5-11	0-0	3	1	10
Tenwick	2-6	1-1	4	1	5
Ralph Davis	6-15	1-2	2	2	13
Whitaker	4-7	0-2	3	3	8
Landfried	0-1	3-5	4	3	3
Carl Bouldin	0-0	0-1	0	1	0
Team			7		
Totals	22-56	14-22	42	15	58

FG%: Cal 35.6, UC 39.3. FT%: Cal 57.1, UC 63.6. Officials: Mihalik, Bell. Attendance: 18,619.

Final Four Championship

CALIFORNIA 71, WEST VIRGINIA 70
March 21, 1959 – Freedom Hall – Louisville, KY

<i>California</i>	<i>Fg-a</i>	<i>Ft-a</i>	<i>Pf</i>	<i>Reb</i>	<i>Pts</i>
Bill McClintock	4-13	0-1	10	1	8
Bob Dalton	6-11	3-4	2	4	15
Darrall Imhoff	4-13	2-2	9	3	10
Al Buch	0-4	2-2	2	3	2
D. Fitzpatrick	8-13	4-7	2	1	20
Bernie Simpson	0-1	0-0	2	2	0
Jack Grout	4-5	2-2	3	1	10
Dick Dougherty	3-6	0-0	1	3	6
Team			7		
Totals	29-66	13-18	38	18	71



1959 NCAA Champions

<i>West Virginia</i>	<i>Fg-a</i>	<i>Ft-a</i>	<i>Pf</i>	<i>Reb</i>	<i>Pts</i>
Jerry West	10-21	8-12	11	4	28
Willie Akers	5-8	0-1	6	0	10
Robert Clousson	4-7	2-3	4	4	10
Bob Smith	2-5	1-1	2	3	5
Marvin Bolyard	1-4	4-4	3	4	5
James Ritchie	1-4	2-2	4	0	4
Ronnie Retton	0-0	2-2	0	0	2
Lee Patrone	2-6	1-2	4	1	5
Team			7		
Totals	25-55	20-27	41	16	70

Halftime: Cal 39, WV 33. FG%: Cal 43.9, WV 45.5. FT%: Cal 72.2, WV 74.1. Officials: Bell, Mihalik. Attendance: 18,498.

1960

West Regional 1st Round

CALIFORNIA 71, IDAHO STATE 44
March 8, 1960 – Cow Palace – San Francisco

<i>Idaho State</i>	<i>Fg</i>	<i>Ft</i>	<i>Pf</i>	<i>Pts</i>
Goodwin	3	4	1	10
Griffith	0	0	4	0
Watkins	5	5	4	15
Swopes	3	4	0	10
Germaine	2	0	1	4
Kugler	1	0	2	2
McNaley	1	1	1	3
Moulton	0	0	3	0
Totals	15	14	16	44

<i>California</i>	<i>Fg-a</i>	<i>Ft-a</i>	<i>Pf</i>	<i>Reb</i>	<i>Pts</i>
Darrall Imhoff	7-8	5-6	1	11	19
Bill McClintock	7-11	1-3	1	5	15
Tandy Gillis	5-11	0-1	3	3	10
Earl Shultz	2-6	0-0	1	3	4
Dick Dougherty	3-6	0-0	3	5	6
Bob Wendell	3-6	0-2	2	3	6
Dave Stafford	1-2	4-5	0	1	6
Jerry Mann	0-3	2-2	1	1	2
Ed Pearson	0-0	0-0	1	1	0
Bill Alexander	0-0	3-4	0	0	3
Ned Averbuck	0-0	0-0	0	0	0
Totals	28-55	15-23	15	38	71

Halftime: Cal 34, ISU 15. Officials: Filiberti, Overly.

West Regional Semifinal

CALIFORNIA 69, SANTA CLARA 49
March 11, 1960 – Hec Edmundson Pavilion – Seattle, WA

<i>California</i>	<i>Fg-a</i>	<i>Ft-a</i>	<i>Reb</i>	<i>Pf</i>	<i>Pts</i>
Tandy Gillis	4-12	3-3	3	2	11
Bill McClintock	6-12	1-2	6	3	13
Darrall Imhoff	7-12	2-2	12	2	16
Bob Wendell	2-3	1-1	2	3	5
Earl Shultz	6-13	4-5	5	3	16
Jerry Mann	0-0	0-0	0	0	0
Dick Dougherty	0-2	2-2	0	1	2
Dave Stafford	1-1	0-0	1	0	2
Stan Morrison	1-1	1-4	1	1	3
Ed Pearson	0-0	1-2	0	3	1
Rob Alexander	0-0	0-0	0	0	0
Ned Averbuck	0-0	0-0	0	0	0
Team			8		
Totals	27-56	15-21	48	18	69

<i>Santa Clara</i>	<i>Fg-a</i>	<i>Ft-a</i>	<i>Reb</i>	<i>Pf</i>	<i>Pts</i>
Jerry Bachich	2-3	0-1	3	1	4
Frank Sobrero	2-8	1-1	4	3	5
Joe Sheaff	2-5	1-3	6	3	5
Jim Russi	7-18	6-6	4	2	20
Barry Christina	0-3	0-2	0	0	0
Ron McGee	2-8	3-4	2	2	7
Pete Lillevand	1-3	3-4	3	1	5
Gary Keister	1-2	1-3	0	0	3
John Marshall	0-0	0-0	0	2	0
A. Buoncristiani	0-1	0-0	0	0	0
Dave Ramm	0-1	0-0	0	1	0
Team			10		
Totals	17-52	15-24	32	15	49

Halftime: Cal 31, SC 22. FG%: Cal 48.2, SC 32.7. FT%: Cal 71.4, SC 62.5. Officials: George, Ryan.

West Regional Final

CALIFORNIA 70, OREGON 49
March 12, 1960 – Hec Edmundson Pavilion – Seattle, WA

<i>California</i>	<i>Fg-a</i>	<i>Ft-a</i>	<i>Reb</i>	<i>Pf</i>	<i>Pts</i>
Tandy Gillis	2-6	0-0	1	4	4
Bill McClintock	5-15	2-6	15	1	12
Darrall Imhoff	5-12	8-9	12	2	18
Earl Shultz	5-6	1-2	7	3	11
Bob Wendell	1-6	2-3	3	2	4
Dick Dougherty	3-4	4-5	5	3	10
Dave Stafford	0-2	5-9	2	5	5
Jerry Mann	2-3	0-0	1	1	4
Stan Morrison	1-1	0-0	1	0	2
Bill Alexander	0-0	0-0	0	0	0
Ed Pearson	0-0	0-0	0	0	0
Ned Averbuck	0-0	0-0	0	0	0
Team			7		
Totals	24-55	22-34	54	21	70

<i>Oregon</i>	<i>Fg-a</i>	<i>Ft-a</i>	<i>Reb</i>	<i>Pf</i>	<i>Pts</i>
Dave Herron	3-12	8-11	6	4	14
Bill Simmons	1-3	0-1	2	3	2
Glenn Moore	3-9	3-3	1	3	9
Chuck Rask	7-10	1-4	4	4	15
Denny Strickland	0-6	0-0	4	2	0
Charlie Warren	1-7	4-5	8	4	6
Wally Knecht	0-0	3-5	0	1	3
Butch Kimpton	0-1	0-0	0	1	0
Stu Robertson	0-0	0-0	1	1	0
Leon Hayes	0-0	0-0	0	0	0
Team			6		
Totals	15-48	19-29	32	23	49

Halftime: Cal 32, Ore 21. FG%: Cal 43.6, Ore 31.3. FT%: Cal 64.7, Ore 65.5. Officials: George, Ryan. Attendance: 7,000.

Final Four Semifinal

CALIFORNIA 77, CINCINNATI 69
March 18, 1960 – Cow Palace – San Francisco, CA

<i>California</i>	<i>Fg</i>	<i>Ft</i>	<i>Pf</i>	<i>Reb</i>	<i>Pts</i>
Tandy Gillis	5-10	3-3	4	4	13
Bill McClintock	5-12	8-10	3	10	18
Darrall Imhoff	10-21	5-5	4	11	25
Earl Shultz	4-7	3-5	1	3	11
Bob Wendell	0-4	4-7	2	3	4

POSTSEASON RESULTS



Dick Doughty	1-3	0-0	1	2	2
Dave Stafford	1-4	2-2	2	0	4
Team				10	
Totals	26-61	25-32	17	43	77

<i>Cincinnati</i>	<i>Fg-a</i>	<i>Ft-a</i>	<i>Pf</i>	<i>Reb</i>	<i>Pts</i>
Oscar Robertson	4-16	10-12	4	10	18
Larry Willey	4-9	1-2	4	4	9
Paul Hogue	5-9	4-6	5	11	14
Ralph Davis	4-8	2-2	1	2	10
Carl Bouldin	4-7	0-0	4	0	8
Tom Sizer	0-0	0-1	0	1	0
Bob Weisenhahn	5-8	0-0	3	9	10
John Bryant	0-1	0-0	3	1	0
Sandy Pomerantz	0-0	0-0	0	0	0
Team				2	
Totals	26-60	17-23	24	40	69

Halftime: Cal 34, UC 30. FG%: Cal 44.4, UC 43.3. FT%: Cal 78.1, UC 73.9. Officials: Mihalik, Conway. Attendance: 14,500.

Final Four Championship

OHIO STATE 75, CALIFORNIA 55 March 19, 1960 – Cow Palace – San Francisco, CA

<i>Ohio State</i>	<i>Fg-a</i>	<i>Ft-a</i>	<i>Pf</i>	<i>Reb</i>	<i>Pts</i>
Havlicek	4-8	4-5	2	6	12
Roberts	5-6	0-1	1	5	10
Lucas	7-9	2-2	2	10	16
Nowell	6-7	3-3	2	4	15
Siegfried	5-6	3-6	2	1	13
Gearhart	0-1	0-0	0	1	0
Cedargren	0-0	1-2	1	1	1
Fury	2-4	0-0	1	3	4
Hoyt	0-1	0-0	0	0	0
Barker	0-0	0-0	0	0	0
Knight	0-1	0-0	1	0	0
Nourse	2-3	0-0	1	3	4
Team				1	
Totals	33-46	13-19	13	35	75



1960 NCAA Runner-up Team

<i>California</i>	<i>Fg-a</i>	<i>Ft-a</i>	<i>Pf</i>	<i>Reb</i>	<i>Pts</i>
McClintock	4-15	2-3	3	3	10
Gillis	4-9	0-0	1	1	8
Imhoff	3-9	2-2	2	5	8
Wendell	0-6	4-4	2	0	4
Shultz	2-8	2-2	4	4	6
Mann	3-5	1-1	0	0	7
Doughty	4-5	3-3	1	6	11
Stafford	0-1	1-2	1	0	1
Morrison	0-0	0-0	1	1	0
Averback	0-0	0-1	0	1	0
Pearson	0-1	0-0	0	0	0
Alexander	0-0	0-0	0	0	0
Team				7	
Totals	20-59	15-18	15	28	55

FG%: OSU 67.4, Cal 33.9. FT%: OSU 68.4, Cal 83.3.

1990

East Regional 1st Round

CALIFORNIA 65, INDIANA 63

March 15, 1990 – Hartford Civic Center – Hartford, CT

#9 California	<i>Fg-a</i>	<i>3p-a</i>	<i>Ft-a</i>	<i>Reb</i>	<i>Pf</i>	<i>Pts</i>	<i>Ast</i>	<i>To</i>	<i>Bk</i>	<i>St</i>	<i>Min</i>
Walton	3-6	3-6	2-2	2	3	11	1	1	0	1	29
Fisher	4-11	1-1	0-0	9	1	9	0	2	0	1	39
Hendrick	3-8	0-0	7-10	10	4	13	0	2	0	1	36
Smith	6-11	1-3	6-6	2	1	19	4	5	0	1	40
Drew	2-7	1-3	0-0	1	3	5	2	0	0	0	25
Elleby	1-2	1-2	2-4	4	4	5	0	1	0	0	26
Reyes	1-2	0-0	1-2	1	0	3	1	0	1	0	5
Team						0					
Totals	20-47	7-15	18-24	29	16	65	8	11	1	4	200

#8 Indiana	<i>Fg-a</i>	<i>3p-a</i>	<i>Ft-a</i>	<i>Reb</i>	<i>Pf</i>	<i>Pts</i>	<i>Ast</i>	<i>To</i>	<i>Bk</i>	<i>St</i>	<i>Min</i>
Nover	0-0	0-0	0-0	2	3	0	0	3	0	0	11
Cheaney	8-18	0-0	1-2	8	3	17	0	1	1	1	39
Anderson	9-14	2-4	0-0	8	4	20	0	1	2	0	36
GGraham	2-7	2-4	5-6	4	3	11	2	0	0	0	28
Meeks	1-3	1-1	0-0	4	2	3	6	5	0	2	31
Reynolds	0-0	0-0	0-0	2	2	0	2	0	0	0	21
Lawson	0-2	0-0	0-1	0	1	0	1	0	0	1	8
PGraham	3-6	2-3	4-4	1	0	12	5	2	0	2	25

Leary	0-0	0-0	0-0	0	0	0	0	0	0	0	1
Team						2					
Totals	23-50	7-12	10-13	31	18	63	16	12	3	6	200

Halftime: Cal 27, IU 26. FG%: Cal 42.6, IU 46.0. 3P%: Cal 46.7, IU 58.3. FT%: Cal 75.0, IU 76.9. Officials: Hausman, Rose, Thornly. Technical fouls: none. Attendance: 15,937.

East Regional 2nd Round

CONNECTICUT 74, CALIFORNIA 54

March 17, 1990 – Hartford Civic Center – Hartford, CT

#9 California	<i>Fg-a</i>	<i>3p-a</i>	<i>Ft-a</i>	<i>Reb</i>	<i>Pf</i>	<i>Pts</i>	<i>Ast</i>	<i>To</i>	<i>Bk</i>	<i>St</i>	<i>Min</i>
Walton	3-7	1-4	0-0	8	4	7	0	4	0	0	32
Fisher	6-7	0-1	5-8	6	3	17	2	10	1	0	39
Hendrick	5-7	0-0	2-4	6	4	12	0	5	1	1	35
Smith	3-6	0-0	3-3	3	3	9	5	7	0	0	37
Drew	2-6	1-4	0-2	2	0	5	2	0	0	0	23
Elleby	0-4	0-2	2-2	0	1	2	0	1	0	1	18
Reyes	0-0	0-0	0-0	0	0	0	1	0	0	0	4
Harrell	0-1	0-0	2-3	1	3	2	1	1	1	0	8
McDonough	0-0	0-0	0-0	0	0	0	0	0	0	0	1
Carty	0-0	0-0	0-0	0	0	0	0	0	0	0	1
Branham	0-1	0-1	0-0	0	0	0	0	0	0	0	1
Brigham	0-0	0-0	0-0	0	1	0	0	0	0	0	1
Team						7					
Totals	19-39	2-12	14-22	33	19	54	11	28	3	2	200

#1 Connecticut	<i>Fg-a</i>	<i>3p-a</i>	<i>Ft-a</i>	<i>Reb</i>	<i>Pf</i>	<i>Pts</i>	<i>Ast</i>	<i>To</i>	<i>Bk</i>	<i>St</i>	<i>Min</i>
Burrell	4-9	0-0	5-6	7	3	13	2	1	0	1	31
Henefeld	4-7	1-1	1-2	3	3	10	2	1	0	4	30
Sellers	1-4	0-0	0-0	3	2	2	1	1	0	1	14
Smith	6-17	5-13	7-8	3	2	24	2	3	0	2	33
George	4-9	0-1	2-2	3	2	10	3	2	0	3	35
Walker	1-1	0-0	0-0	3	3	2	1	0	0	0	13
Williams	0-1	0-0	0-0	0	0	0	0	2	0	0	7
Gwynn	3-10	1-2	2-3	4	1	9	0	0	0	1	15
DePriest	1-4	0-0	1-2	3	3	3	0	1	0	4	18
Cyruik	0-0	0-0	0-0	0	2	0	0	0	0	0	2
Pikiell	0-0	0-0	1-2	0	0	1	0	0	0	0	1
Macklin	0-1	0-0	0-0	0	0	0	0	0	0	0	1
Team						3					
Totals	24-63	7-17	19-25	32	21	74	11	11	0	16	200

Halftime: UConn 42, Cal 26. FG%: Cal 48.7, UConn 38.1. 3P%: Cal 16.7, UConn 41.2. FT%: Cal 63.6, UConn 76.0. Officials: Hausman, Rose, Thornly. Technical fouls: Cal bench. Attendance: 16,011.

1993

Midwest Regional 1st Round

CALIFORNIA 66, LSU 64

March 18, 1993 – Rosemont Horizon – Rosemont, IL

#11 LSU	<i>Fg-a</i>	<i>3p-a</i>	<i>Ft-a</i>	<i>Reb</i>	<i>Pf</i>	<i>Pts</i>	<i>Ast</i>	<i>To</i>	<i>Bk</i>	<i>St</i>	<i>Min</i>
Jamie Brandon	7-19	3-6	0-0	8	2	17	3	1	0	2	40
Clarence Ceasar	5-11	1-3	0-0	4	3	11	1	4	1	1	27
Geert Hamink	4-9	0-0	2-4	8	2	10	0	0	1	1	38
Andre Owens	2-5	1-2	0-0	1	2	5	0	3	0	1	22
Mike Hansen	0-0	0-0	0-0	0	0	0	0	0	0	0	13
Doug Annison	0-0	0-0	0-0	0	0	0	0	0	0	0	0
M. Williamson	2-10	2-5	4-6	2	3	10	0	1	0	1	14
Sean Gipson	0-1	0-0	0-0	0	0	0	0	1	0	0	3
Lenear Burns	2-4	0-0	0-0	5	1	4	0	1	1	0	16
Paul Johnson	3-5	0-0	1-2	5	1	7	3	2	0	1	26
Team						7					
Totals	25-64	7-16	7-12	40	14	64	7	13	3	7	200

#6 California	<i>Fg-a</i>	<i>3p-a</i>	<i>Ft-a</i>	<i>Reb</i>	<i>Pf</i>	<i>Pts</i>	<i>Ast</i>	<i>To</i>	<i>Bk</i>	<i>St</i>	<i>Min</i>
Alfred Grigsby	5-8	0-0	1-4	6	4	11	0	1	1	0	35
Lamond Murray	10-18	1-4	2-4	10	3	23	3	1	3	1	37
Brian Hendrick	4-7	0-0	0-0	5	2	8	0	5	3	0	32
Jason Kidd	4-12	2-4	6-9	7	2	16	7	1	0	5	34
K.J. Roberts	2-7	0-2	0-0	2	1	4	1	2	0	0	30
Monty Buckley	0-1	0-1	0-0	0	1	0	0	0	0	0	1
Jerod Haase	0-2	0-1	0-0	0	0	0	1	0	0	0	13
Stevie Johnson	0-2	0-0	0-0	0	0	0	0	0	0	1	5
Akili Jones	0-1	0-1	0-0	1	0	0	0	2	0	0	5
Ryan Jamison	2-2	0-0	0-0	4	1	4	0	0	0	0	8
Team						5					
Totals	27-60	3-13	9-17	40	14	66	12	12	7	7	200

Halftime: Cal 36, LSU 29. FG%: LSU 39.1, Cal 45.0. 3P%: LSU 43.8, Cal 23.1. FT%: LSU 58.3, Cal 52.9. Officials: Harmon, Hillary, Sternberger. Technical fouls: none. Attendance: 17,463.



POSTSEASON RESULTS



Midwest Regional 2nd Round

CALIFORNIA 82, DUKE 77

March 20, 1993 – Rosemont Horizon – Rosemont, IL

#6 California	Fg-a	3p-a	Ft-a	Reb	Pf	Pts	Ast	To	Bk	St	Min
Alfred Grigsby	3-5	0-0	2-2	3	4	8	0	1	1	0	26
Lamond Murray	11-17	3-5	3-6	10	4	28	0	5	0	0	34
Brian Hendrick	3-10	0-0	2-2	12	2	8	2	4	0	0	31
Jason Kidd	4-11	1-2	2-3	8	3	11	14	4	0	4	32
K. J. Roberts	2-5	1-3	0-0	0	0	5	3	1	0	1	10
Monty Buckley	2-3	2-3	0-0	1	1	6	1	0	0	2	11
Jerod Haase	5-6	3-4	0-1	0	1	13	2	1	0	1	22
Stevie Johnson	1-3	0-0	0-2	2	1	2	1	2	0	0	11
Akili Jones	0-1	0-0	0-0	0	1	0	0	0	0	0	10
Ryan Jamison	0-1	0-0	1-3	3	1	1	0	0	0	0	13
Team				1							
Totals	31-62	10-17	10-19	40	18	82	23	18	1	8	200

#3 Duke	Fg-a	3p-a	Ft-a	Reb	Pf	Pts	Ast	To	Bk	St	Min
Antonio Lang	0-3	0-0	0-0	7	4	0	1	2	1	0	30
Grant Hill	8-15	2-3	0-0	7	2	18	4	3	2	8	37
Cherokee Parks	1-4	0-0	0-0	1	2	2	0	3	0	1	14
Bobby Hurley	9-22	6-18	8-8	3	1	32	9	1	0	2	40
Thomas Hill	4-12	1-2	5-6	5	4	14	1	3	0	1	32
Mart Clark	0-2	0-1	2-2	2	1	2	0	2	0	0	13
Kenny Blakeney	1-1	0-0	0-0	0	1	2	0	0	0	0	5
Chris Collins	1-2	1-1	0-0	2	2	3	0	2	0	0	9
Erik Meek	0-1	0-0	4-6	5	2	4	0	1	0	0	20
Team				4							
Totals	24-62	10-25	19-22	36	19	77	15	17	3	12	200

Halftime: Cal 47, Duke 37. FG%: Cal 50.0, Duke 38.7. 3P%: Cal 58.8, Duke 40.0. FT%: Cal 52.6, Duke 86.4. Officials: Harmon, Hillary, Corbin. Technical fouls: none. Attendance: 17,463.

Midwest Regional Semifinal

KANSAS 93, CALIFORNIA 76

March 25, 1993 – St. Louis Arena – St. Louis, MO

#6 California	Fg-a	3p-a	Ft-a	Reb	Pf	Pts	Ast	To	Bk	St	Min
Alfred Grigsby	1-1	0-0	1-1	3	4	3	0	1	0	0	25
Lamond Murray	9-22	3-11	2-4	6	2	23	2	6	0	2	36
Brian Hendrick	7-8	0-0	1-3	7	4	15	1	1	0	0	24
Jason Kidd	6-12	0-3	1-3	5	5	13	10	4	0	4	37
K. J. Roberts	1-5	0-3	3-3	3	0	5	2	0	1	0	14
Monty Buckley	2-5	1-3	0-0	0	1	5	0	0	0	0	11
Jerod Haase	4-9	2-5	0-0	0	3	10	1	0	0	1	24
Stevie Johnson	1-1	0-0	0-0	2	1	2	0	1	0	0	8
Akili Jones	0-1	0-1	0-0	0	0	0	1	0	0	0	5
Ryan Jamison	0-1	0-0	0-0	2	2	0	1	1	0	0	10
Brenden Graves	0-0	0-0	0-0	0	1	0	0	0	0	0	5
Richard Branham	0-0	0-0	0-0	0	0	0	0	0	0	0	1
Team				0							
Totals	31-65	6-26	8-13	28	23	76	18	14	2	7	200

#2 Kansas	Fg-a	3p-a	Ft-a	Reb	Pf	Pts	Ast	To	Bk	St	Min
Darrin Hancock	4-7	0-0	2-3	5	0	10	1	1	0	1	18
Richard Scott	3-5	0-0	3-4	5	3	9	1	3	1	0	24
Eric Pauley	5-10	0-0	0-0	5	5	10	0	5	0	0	22
Rex Walters	8-9	4-5	4-5	1	2	24	3	2	0	1	25
Adonis Jordan	5-9	3-4	2-2	7	2	15	6	2	0	1	31
Steve Woodberry	3-8	0-1	7-7	6	2	13	4	1	0	2	27
Calvin Rayford	3-8	0-1	7-7	6	2	13	4	1	0	1	9
Patrick Richey	1-4	0-0	2-2	0	1	4	2	0	0	1	24
Greg Ostertag	2-4	0-0	0-0	5	0	4	1	0	1	0	18
Greg Gurley	0-0	0-0	0-0	0	0	0	0	1	0	0	2
Team				0							
Totals	32-57	8-11	21-25	38	15	93	20	15	2	7	200

Halftime: KU 43, Cal 40. FG%: Cal 47.7, KU 56.1. 3P%: Cal 23.1, KU 72.7. FT%: Cal 61.5, KU 84.0. Officials: Burr, Lembo, Marcum. Technical fouls: none. Attendance: 17,883.

1994

West Regional 1st Round

WISCONSIN-GREEN BAY 61, CALIFORNIA 57

March 17, 1994 – Dee Events Center – Ogden, UT

#12 UW-Green Bay	Fg-a	3p-a	Ft-a	Reb	Pf	Pts	Ast	To	Bk	St	Min
Chris Westlake	0-1	0-0	0-0	0	1	0	0	0	0	0	1
Eric Jackson	1-1	1-1	0-0	1	0	3	1	0	0	0	4
John Martinez	4-11	3-5	2-2	0	1	13	7	3	0	6	36
Gary Grzcsk	2-5	0-1	0-0	4	4	4	4	1	0	0	37
L. VanderVelven	2-4	1-2	1-2	2	2	6	1	2	0	0	16
Jeff Nordgaard	12-20	0-0	0-2	9	2	24	2	2	0	0	34

Ben Berlowski	0-6	0-2	0-0	3	2	0	1	0	0	0	14
Jeremy Ludvigson	3-5	0-0	1-2	6	4	7	5	4	0	2	31
Eric LeDuc	2-2	0-0	0-0	2	4	4	1	1	0	0	21
Jeff Zavada	0-1	0-0	0-0	1	2	0	0	0	0	0	6
Team				2							
Totals	26-56	5-11	4-8	30	22	61	22	13	0	8	200

#5 California	Fg-a	3p-a	Ft-a	Reb	Pf	Pts	Ast	To	Bk	St	Min
Monty Buckley	3-6	0-1	2-3	2	2	8	0	1	0	1	36
Jason Kidd	4-17	1-7	3-3	11	1	12	7	6	0	3	40
Anwar McQueen	1-3	0-2	1-2	4	1	3	1	2	0	2	31
Lamond Murray	6-21	0-7	6-9	11	2	18	0	3	1	2	36
Akili Jones	2-3	1-2	0-0	1	5	5	0	2	0	1	13
Michael Stewart	0-1	0-0	2-4	1	1	2	0	1	1	1	25
Ryan Jamison	3-5	0-0	3-3	6	2	9	0	2	2	0	19
Team				0							
Totals	19-56	2-19	17-24	45	14	57	8	17	4	10	200

Halftime: UWGB 32, Cal 23. FG%: UWGB 46.4, Cal 33.9. 3P%: UWGB 45.4, Cal 10.5. FT%: UWGB 50.0, Cal 70.8. Officials: Wirtz, Corbett, Hartzell. Technical fouls: none. Attendance: 12,126.

1996

Midwest Regional 1st Round

IOWA STATE 74, CALIFORNIA 64

March 14, 1996 – Reunion Arena – Dallas, TX

#12 California	Fg-a	3p-a	Ft-a	Reb	Pf	Pts	Ast	To	Bk	St	Min
S. Abdur-Rahim, f	1-6	1-1	4-6	2	4	7	0	3	1	0	38
Tony Gonzalez, f	3-6	0-1	0-0	6	3	6	1	0	0	2	21
Anwar McQueen, g	2-5	1-4	0-0	1	1	5	2	2	0	0	23
Ed Gray, g	3-10	0-3	0-0	3	3	6	2	3	1	1	36
Randy Duck, g	3-6	1-3	0-0	2	4	7	2	0	0	2	34
Jelani Gardner	2-6	1-3	0-0	1	4	6	1	5	0	1	13
Tremaine Fowlkes	8-13	1-5	9-11	6	5	26	0	2	1	2	30
Prentice McGruder	1-1	0-0	0-0	1	1	2	0	1	0	0	4
Michael Stewart	0-0	0-0	0-0	0	0	0	0	0	1	0	2
Team				5							
Totals	23-53	5-20	13-17	27	25	64	8	17	4	8	200

#5 Iowa State	Fg-a	3p-a	Ft-a	Reb	Pf	Pts	Ast	To	Bk	St	Min
Shawn Bankhead, f	4-7	0-1	2-3	6	0	10	3	0	0	0	34
Kenny Pratt, f	6-12	0-0	6-10	5	4	18	1	5	0	1	34
Kelvin Cato, c	5-8	0-0	1-2	8	4	11	0	1	5	0	23
Jacy Holloway, g	2-5	0-2	1-2	5	0	5	5	3	0	1	40
Dedric Willoughby, g	8-15	2-2	5-7	2	1	23	4	5	0	3	38
Joe Modderman	1-4	1-1	0-2	5	1	3	1	2	0	0	17
Klay Edwards	2-4	0-0	0-0	3	4	4	0	1	0	0	11
Tony Rampton	0-0	0-0	0-0	0	2	0	0	0	0	0	3
Team				6							
Totals	28-55	3-6	15-26	40	16	74	14	17	5	5	200

Halftime: ISU 43, Cal 29. FG%: Cal 43.4, ISU 50.9. 3P%: Cal 25.0, ISU 50.0. FT%: Cal 76.5, ISU 57.7. Officials: Paparo, Chrisman, Hartzell. Technical fouls: none. Attendance: 13,554.

1997

East Regional 1st Round

CALIFORNIA 55, PRINCETON 52

March 13, 1997 – Joel Coliseum – Winston-Salem, NC

#12 Princeton	Fg-a	3p-a	Ft-a	Reb	Pf	Pts	Ast	To	Bk	St	Min
Sydney Johnson, f	2-7	0-4	0-1	4	2	4	3	2	0	2	35
Gabe Lewullis, f	3-9	3-7	1-2	2	3	10	2	0	0	2	40
Steve Goodrich, c	4-5	1-1	1-2	2	4	10	2	2	0	2	33
Brian Earl, g	5-11	3-8	0-1	3	3	13	1	1	0	0	40
Mitch Henderson, g	7-9	1-1	0-0	2	0	15	5	5	0	2	38
James Mastaglio	0-0	0-0	0-0	1	1	0	0	0	0	0	7
Jesse Rosenfeld	0-1	0-0	0-0	3	0	0	0	1	0	0	7
Team				1							
Totals	21-42	8-21	2-6	18	13	52	13	12	0	8	200

#5 California	Fg-a	3p-a	Ft-a	Reb	Pf	Pts	Ast	To	Bk	St	Min
Alfred Grigsby, f	4-6	0-0	2-2	8	1	10	0	0	2	1	30
Tony Gonzalez, f	5-10	0-0	3-6	5	2	13	0	2	0	0	30
Michael Stewart, c	2-3	0-0	0-0	5	3	4	0	3	0	0	19
Randy Duck, g	6-14	2-7	2-2	3	1	16	2	2	0	0	36
Prentice McGruder, g	1-6	1-1	2-2	8	1	5	7	4</			



East Regional 2nd Round

CALIFORNIA 75, VILLANOVA 68

March 15, 1997 – Joel Coliseum – Winston-Salem, NC

#5 California	Fg-a	3p-a	Ft-a	Reb	Pf	Pts	Ast	To	Bk	St	Min
Alfred Grigsby, f	3-7	0-0	5-8	13	3	11	1	4	0	0	39
Tony Gonzalez, f	9-13	0-0	5-9	4	0	23	0	1	0	1	32
Michael Stewart, c	2-5	0-0	0-0	5	4	4	0	1	2	1	21
Randy Duck, g	4-9	3-5	5-8	5	3	16	2	4	0	2	31
Prentice McGruder, g	0-1	0-0	3-4	2	2	3	6	5	0	3	37
Kenyon Jones	3-4	0-0	0-1	2	5	6	1	0	1	0	13
Anwar McQueen	4-5	1-1	3-4	1	0	12	2	0	0	2	22
Sean Marks	0-0	0-0	0-0	0	0	0	0	1	0	0	4
Sean Jackson	0-1	0-1	0-0	0	0	0	0	0	0	0	1
Team				1							
Totals	25-45	4-7	21-34	33	17	75	12	16	3	9	200

#4 Villanova	Fg-a	3p-a	Ft-a	Reb	Pf	Pts	Ast	To	Bk	St	Min
Tim Thomas, f	5-12	1-7	0-0	5	4	11	1	2	1	2	27
Chuck Kornegay, f	0-1	0-0	0-0	1	3	0	1	3	0	1	14
Jason Jones, c	4-8	0-0	3-6	5	4	11	2	0	1	1	38
John Celestand, g	3-10	2-4	0-0	1	4	8	4	3	0	3	36
Alvin Williams, g	11-21	3-8	6-9	8	4	31	3	6	1	1	40
T. J. Caouette	1-6	0-3	0-0	1	1	2	0	0	1	0	24
Malik Allen	0-0	0-0	0-2	2	2	0	0	1	0	0	7
Rafal Bigus	0-0	0-0	0-0	1	1	0	0	0	0	0	3
Howard Brown	2-2	1-1	0-0	3	2	5	0	0	0	0	11
Team				4							
Totals	26-60	7-23	9-17	31	25	68	11	15	4	8	200

Halftime: Vill 36, Cal 34. FG%: Cal 55.6, Vill 43.3. 3P%: Cal 57.1, Vill 30.4. FT%: Cal 61.8, Vill 52.9. Officials: Rutledge, Reynolds, Gracey. Technical fouls: none. Attendance: 14,368.

East Regional Semifinal

NORTH CAROLINA 63, CALIFORNIA 57

March 21, 1997 – Carrier Dome – Syracuse, NY

#5 California	Fg-a	3p-a	Ft-a	Reb	Pf	Pts	Ast	To	Bk	St	Min
Alfred Grigsby, f	3-10	0-0	4-4	7	3	10	0	2	0	1	29
Tony Gonzalez, f	1-4	0-0	2-6	5	1	4	1	4	0	0	27
Michael Stewart, c	4-8	0-0	1-3	7	2	9	0	1	2	0	23
Randy Duck, g	6-13	3-7	0-1	4	4	15	6	2	0	0	36
Prentice McGruder, g	0-4	0-4	0-0	6	2	0	7	2	1	2	36
Anwar McQueen	3-9	2-8	0-0	3	3	8	2	1	1	4	21
Sean Marks	4-7	3-4	0-0	2	1	11	0	2	0	0	17
Kenyon Jones	0-0	0-0	0-0	0	0	0	0	2	0	0	11
Team				3							
Totals	21-55	8-23	7-14	37	16	57	16	16	4	7	200

#1 North Carolina	Fg-a	3p-a	Ft-a	Reb	Pf	Pts	Ast	To	Bk	St	Min
Ademola Okulaja, f	2-4	1-2	0-0	6	3	5	1	3	0	1	30
Antawn Jamison, f	8-15	0-0	5-8	8	2	21	1	2	0	0	35
Serge Zwikker, c	2-8	0-0	2-2	10	4	6	1	2	2	0	36
Shammond Williams, g	4-8	4-7	0-0	2	0	12	3	2	0	1	33
Vince Carter, g	5-10	2-4	2-2	3	2	14	0	0	0	1	29
Makhtar Ndiaye	0-0	0-0	0-0	0	2	0	0	0	0	1	4
Ed Cota	1-4	1-1	2-5	2	1	5	8	5	0	2	33
Team				3							
Totals	22-49	8-14	11-17	34	14	63	14	14	2	6	200

Halftime: UNC 28, Cal 26. FG%: Cal 38.2, UNC 44.9. 3P%: Cal 34.8, UNC 57.1. FT%: Cal 50.0, UNC 64.7. Officials: Burr, Foote, Jansen. Technical fouls: none. Attendance: 30,617

2001

South Regional 1st Round

FRESNO STATE 82, CALIFORNIA 70

March 16, 2001 – The Pyramid – Memphis, TN

#9 Fresno State	Fg-a	3p-a	Ft-a	Reb	Pf	Pts	Ast	To	Bk	St	Min
Chris Jeffries, f	5-10	1-5	4-6	6	3	15	3	3	1	3	33
Shannon Swillis, f	3-8	0-1	1-1	8	3	7	0	1	1	3	30
Melvin Ely, f	8-12	0-0	5-9	13	3	21	0	0	4	0	37
Tito Maddox, g	1-8	0-4	5-10	8	3	7	10	9	0	1	35
Demetrius Porter, g	7-13	5-10	8-8	1	3	27	2	4	0	1	36
Damon Jackson	1-3	0-2	0-0	0	1	2	1	0	0	0	7
Noel Felix	0-0	0-0	0-0	1	2	0	1	0	0	2	9
Travis Demarby	1-2	1-2	0-0	0	0	3	0	1	0	1	9
Mustafa Al-Sayyad	0-0	0-0	0-0	1	1	0	0	0	1	0	4
Team				1							
Totals	26-56	7-24	23-34	39	19	82	17	18	7	11	200

#8 California	Fg-a	3p-a	Ft-a	Reb	Pf	Pts	Ast	To	Bk	St	Min
Shantay Legans, g	6-12	1-5	2-2	2	3	15	3	3	0	0	35
Solomon Hughes, c	4-7	0-0	1-3	4	3	9	0	3	0	2	17

Sean Lampley, f	6-18	0-1	1-4	8	3	13	4	2	1	2	35
Brian Wethers, g	3-8	0-0	4-4	5	3	10	0	2	0	0	22
Joe Shipp, f	2-5	0-2	1-2	2	3	5	1	1	0	0	26
A. J. Diggs	0-0	0-0	0-1	0	1	0	0	1	0	1	5
Donte Smith	1-3	0-0	0-0	0	1	2	2	2	0	0	12
Dennis Gates	2-5	0-3	3-3	1	3	7	0	1	0	2	11
Nick Vander Laan	2-2	0-0	0-0	6	0	4	0	2	0	0	15
Gabriel Hughes	0-0	0-0	0-0	0	0	0	0	0	0	0	3
Morgan Lingle	0-0	0-0	0-0	0	0	0	0	0	0	0	1
Ryan Forehan-Kelly	2-5	0-1	1-1	3	5	5	1	1	0	1	18
Team				3							

Totals 28-65 1-12 13-20 34 25 70 11 18 1 8 200
Halftime: FSU 34, Cal 30. FG%: FSU 46.4, Cal 43.1. 3P%: FSU 29.2, Cal 8.3. FT%: FSU 67.6, Cal 65.0. Officials: Valentine, Hartzell, Janssen. Technical fouls: none. Attendance: 8,602.

2002

South Regional 1st Round

CALIFORNIA 82, PENNSYLVANIA 75

March 15, 2002 – Mellon Arena – Pittsburgh, PA

#11 Pennsylvania	Fg-a	3p-a	Ft-a	Reb	Pf	Pts	Ast	To	Bk	St	Min
Ugonna Onyekwe, f	5-9	1-2	5-6	6	3	16	3	2	0	0	32
Koko Archibong, f	5-17	1-4	5-6	10	2	16	1	2	2	1	36
Jeff Schiffer, g	4-6	4-6	0-0	4	5	12	3	1	2	0	37
Andrew Toole, g	3-11	1-6	2-2	0	3	9	4	3	0	0	35
Tim Begley, g	2-4	2-4	0-0	6	5	6	3	1	0	0	19
David Klatsky	1-3	1-1	0-0	1	3	3	3	3	0	0	19
Jan Fikiel	1-4	0-0	4-4	2	0	6	0	1	0	0	16
Dan Solomito	0-0	0-0	0-0	0	1	0	0	0	0	0	2
Adam Chubb	0-0	0-0	0-0	0	0	0	0	0	0	0	1
Duane King	3-3	1-1	0-0	2	0	7	0	0	0	0	2
Jon Tross	0-0	0-0	0-0	0	2	0	0	0	0	0	1
Team				1							
Totals	24-57	11-24	16-18	32	24	75	17	13	2	2	200

#6 California	Fg-a	3p-a	Ft-a	Reb	Pf	Pts	Ast	To	Bk	St	Min
Jamal Sampson, f	1-3	0-0	1-2	10	3	3	1	1	3	1	33
Joe Shipp, f	4-7	1-2	11-14	4	2	20	3	1	0	2	32
Solomon Hughes, c	4-6	0-0	0-0	4	2	8	0	0	3	0	15
Shantay Legans, g	3-3	2-2	4-4	1	2	12	6	2	0	0	27
Brian Wethers, g	7-10	0-1	5-7	5	1	19	3	3	0	1	32
A. J. Diggs	1-6	0-0	0-0	2	3	2	4	0	0	3	16
Amit Tamir	1-6	0-2	0-0	1	2	2	2	2	0	0	15
Ryan Forehan-Kelly	3-6	2-5	2-4	1	2	10	0	0	0	1	20
Dennis Gates	2-3	2-3	0-0	1	1	6	0	0	0	1	10
Team				2							
Totals	26-50	7-15	23-31	31	18	82	19	9	6	9	200

Halftime: Cal 40, Penn 32. FG%: Penn 42.1, Cal 52.0. 3P%: Penn 45.8, Cal 46.7. FT%: Penn 88.9, Cal 74.2. Officials: Hillary, Adams, Stuart. Technical fouls: none. Attendance: 17,015.

South Regional 2nd Round

PITTSBURGH 63, CALIFORNIA 60

March 17, 2002 – Mellon Arena – Pittsburgh, PA

#6 California	Fg-a	3p-a	Ft-a	Reb	Pf	Pts	Ast	To	Bk	St	Min
Jamal Sampson, f	1-6	0-0	0-0	4	3	2	1	1	2	1	25
Joe Shipp, f	4-11	1-5	2-2	8	1	11	2	2	0	2	34

POSTSEASON NCAA RECORDS



MOST POINTS

Team: 86 vs. BYU (59), March 15, 1957
Opponent: 93, Kansas vs. Cal (76), March 25, 1993
Both Teams: 169, Kansas (93) vs. Cal (76), March 25, 1993
Cal Individual: 28, Lamond Murray vs. Duke, March 20, 1993
Opp. Individual: 32, Bobby Hurley, Duke, March 20, 1993

MOST FIELD GOALS MADE


Team: 37 vs. BYU, March 15, 1957
Opponent: 33, Ohio State, March 19, 1960
Cal Individual: 11, Larry Friend vs. BYU, March 15, 1957
 11, Lamond Murray vs. Duke, March 20, 1993
Opp. Individual: 12, Bob Kurland, Oklahoma A&M, March 23, 1946
 12, Jeff Nordgaard, UW-Green Bay, March 17, 1994

MOST FIELD GOALS ATTEMPTED

Team: 81 vs. BYU, March 15, 1957
Opponent: 64, LSU, March 18, 1993
Cal Individual: 25, Larry Friend vs. BYU, March 15, 1957
Opp. Individual: 22, Bobby Hurley, Duke, March 20, 1993

HIGHEST FIELD GOAL PERCENTAGE

Team: 55.6 vs. Villanova, March 15, 1997 (25-45)
Opponent: 67.4, Ohio State, March 19, 1960 (33-46)
Cal Individual: 87.5, Darrall Imhoff vs. Idaho State,
 March 8, 1960 (7-8)
 87.5, Brian Hendrick vs. Kansas, March 25, 1993
 (7-8)
Opp. Individual: 88.9, Rex Walters, Kansas, March 25, 1993 (8-9)



Jason Kidd

MOST 3-POINT FIELD GOALS MADE

Team: 10 vs. Duke, March 20, 1993
Opponent: 11, Pennsylvania, March 15, 2002
Cal Individual: 3, many times
Opp. Individual: 6, Bobby Hurley, Duke, March 20, 1993

MOST 3-POINT FIELD GOALS ATTEMPTED

Team: 26 vs. Kansas, March 25, 1993
Opponent: 25, Duke, March 20, 1993
Cal Individual: 11, Lamond Murray vs. Kansas, March 25, 1993
Opp. Individual: 18, Bobby Hurley, Duke, March 20, 1993

HIGHEST 3-POINT FIELD GOAL PCT.

Team: 58.8 vs. Duke, March 20, 1993 (10-17)
Opponent: 72.7, Kansas, March 25, 1993 (8-11)
Cal Individual: 75.0, Jerod Haase vs. Duke, March 20, 1993 (3-4)
Opp. Individual: 80.0, Rex Walters, Kansas, March 25, 1993 (4-5)

MOST FREE THROWS MADE

Team: 25 vs. Cincinnati, March 18, 1960
Opponent: 23, Fresno State, March 16, 2001
Cal Individual: 11, Joe Shipp vs. Pennsylvania, March 15, 2002
Opp. Individual: 10, Oscar Robertson, Cincinnati, March 18, 1960

MOST FREE THROWS ATTEMPTED

Team: 34 vs. Oregon, March 12, 1960
 34 vs. Villanova, March 15, 1997
Opponent: 34, Fresno State, March 16, 2001
Cal Individual: 14, Joe Shipp vs. Pennsylvania, March 15, 2002
Opp. Individual: 12, Jerry West, West Virginia, March 21, 1959
 12, Oscar Robertson, Cincinnati, March 18, 1960

HIGHEST FREE THROW PERCENTAGE

Team: 90.0 vs. Saint Mary's, March 14, 1959 (18-20)
Opponent: 85.7, Oklahoma A&M, March 23, 1946 (12-14)
Cal Individual: 100.0, Bob Dalton vs. Saint Mary's,
 March 14, 1959 (7-7)
Opp. Individual: 100.0, Bobby Hurley, Duke, March 20, 1993 (8-8)

MOST REBOUNDS


Team: 56 vs. Cincinnati, March 20, 1959
Opponent: 43, Pittsburgh, March 17, 2002
Cal Individual: 16, Darrall Imhoff vs. Cincinnati, March 20, 1959
Opp. Individual: 19, Oscar Robertson, Cincinnati, March 20, 1959

MOST PERSONAL FOULS

Team: 25 vs. Iowa State, March 14, 1996
 25 vs. Fresno State, March 16, 2001
Opponent: 25, Villanova, March 15, 1997

MOST ASSISTS

Team: 23 vs. Duke, March 20, 1993
Opponent: 22, UW-Green Bay, March 17, 1994
Cal Individual: 14, Jason Kidd vs. Duke, March 20, 1993
Opp. Individual: 10, Tito Maddox, Fresno State, March 16, 2001



Bill McClintock

MOST STEALS

- Team:** 10 vs. UW-Green Bay, March 17, 1994
- Opponent:** 16, Connecticut, March 17, 1990
- Cal Individual:** 5, Jason Kidd vs. LSU, March 18, 1993
- Opp. Individual:** 8, Grant Hill, Duke, March 20, 1993

MOST BLOCKED SHOTS

- Team:** 7 vs. LSU, March 18, 1993
- Opponent:** 7, Fresno State, March 16, 2001
- Cal Individual:** 3, Lamond Murray vs. LSU, March 18, 1993
- 3, Brian Hendrick vs. LSU, March 18, 1993
- 3, Solomon Hughes vs. Pennsylvania, March 15, 2002
- 3, Jamal Sampson vs. Pennsylvania, March 15, 2002
- Opp. Individual:** 5, Kelvin Cato, Iowa State, March 14, 1996

INDIVIDUAL GAME

MOST POINTS

- 28 Lamond Murray vs. Duke March 20, 1993
- 26 Tremaine Fowlkes vs. Iowa State March 14, 1996
- 25 Darrall Imhoff vs. Cincinnati March 18, 1960
- 25 Larry Friend vs. BYU March 15, 1957
- 23 Tony Gonzalez vs. Villanova March 15, 1997
- 23 Lamond Murray vs. Kansas March 25, 1993
- 23 Lamond Murray vs. LSU March 18, 1993

MOST REBOUNDS

- 16 Darrall Imhoff vs. Cincinnati March 20, 1959
- 15 Bill McClintock vs. Oregon March 12, 1960
- 15 Darrall Imhoff vs. Saint Mary's March 14, 1959
- 13 Alfred Grigsby vs. Villanova March 15, 1997
- 13 Bill McClintock vs. Saint Mary's March 14, 1959

MOST ASSISTS

- 14 Jason Kidd vs. Duke March 20, 1993
- 10 Jason Kidd vs. Kansas March 25, 1993
- 7 Prentice McGruder vs. North Carolina March 21, 1997
- 7 Prentice McGruder vs. Princeton March 13, 1997
- 7 Jason Kidd vs. UW-Green Bay March 17, 1994
- 7 Jason Kidd vs. LSU March 18, 1993

MOST BLOCKS

- 3 Solomon Hughes vs. Pennsylvania March 15, 2002
- 3 Jamal Sampson vs. Pennsylvania March 15, 2002
- 3 Lamond Murray vs. LSU March 18, 1993
- 3 Brian Hendrick vs. LSU March 18, 1993
- 2 Many times

MOST STEALS

- 5 Jason Kidd vs. LSU March 18, 1993
- 4 Anwar McQueen vs. North Carolina March 21, 1997
- 4 Prentice McGruder vs. Princeton March 13, 1997
- 4 Jason Kidd vs. Kansas March 25, 1993
- 4 Jason Kidd vs. Duke March 20, 1993

INDIVIDUAL TOURNAMENT

- Points:** 86, Darrall Imhoff, 1960
- Rebounds:** 51, Darrall Imhoff, 1960
- Assists:** 31, Jason Kidd, 1993
- Blocks:** 5, Solomon Hughes, 2002
- 5, Jamal Sampson, 2002
- Steals:** 13, Jason Kidd, 1993

INDIVIDUAL CAREER

- Points:** 140, Darrall Imhoff, 1958-60
- Rebounds:** 100, Darrall Imhoff, 1958-60
- Assists:** 38, Jason Kidd, 1993-94
- Blocks:** 6, Michael Stewart, 1994-97
- Steals:** 16, Jason Kidd, 1993-94



POSTSEASON NIT RECORDS



1986 (0-1)

First Round

Loyola Marymount 80 March 13, 1986,
California 75 Harmon Arena, Berkeley, CA
Top Cal Scorers: Kevin Johnson 25, Dave Butler 11

1987 (2-1)

First Round

California 72 March 13, 1987,
CS Fullerton 68 OT Harmon Arena, Berkeley, CA
Top Cal Scorers: Kevin Johnson 30, Dave Butler 16

Second Round

California 65 March 17, 1987,
Oregon State 62 Gill Coliseum, Corvallis, OR
Top Cal Scorers: K. Johnson 28, D. Butler 12, J. Wheeler 12

Quarterfinals

California 73 March 21, 1987,
Arkansas-LR 80 Pine Bluff Convention Center, Pine Bluff, AR
Top Cal Scorers: Kevin Johnson 20, Jon Wheeler 19

1989 (1-1)

First Round

Hawaii 57 March 16, 1989,
California 73 Harmon Arena, Berkeley, CA
Top Cal Scorers: Leonard Taylor 16, Matt Beeuwsaert 13,
Ryan Drew 13

Second Round

California 72 March 20, 1989,
Connecticut 73 Hartford Civic Center, Hartford, CT
Top Cal Scorers: Leonard Taylor 32, Keith Smith 11



Mike Gill



1999 NIT Champions

1999 (5-0)

First Round

Fresno State 71 March 10, 1999,
California 79 Oakland Arena, Oakland, CA
Top Cal Scorers: Sean Lampley 28, Geno Carlisle 19

Second Round

California 58 March 16, 1999,
DePaul 57 Rosemont Horizon, Rosemont, IL
Top Cal Scorers: Geno Carlisle 16, Mike Gill 12

Quarterfinals

Colorado State 62 March 18, 1999,
California 71 Oakland Arena, Oakland, CA
Top Cal Scorers: Mike Gill 18, Geno Carlisle 15

Semifinals

Oregon 69 March 23, 1999,
California 85 Madison Square Garden, New York, NY
Top Cal Scorers: Mike Gill 22, Sean Lampley 16

Championship Game

California 61 March 25, 1999,
Clemson 60 Madison Square Garden, New York, NY
Top Cal Scorers: Geno Carlisle 16, Sean Lampley 15

2000 (2-1)

First Round

Long Beach State 66 March 15, 2000
California 70 Haas Pavilion, Berkeley, CA
Top Cal Scorers: Sean Lampley 20, Robbie Jones 19

Second Round

Georgetown 49 March 21, 2000
California 60 Haas Pavilion, Berkeley, CA
Top Cal Scorers: Sean Lampley 21, Ryan Forehan-Kelly 9,
Shantay Legans 9

Quarterfinals

California 59 March 24, 2000
Wake Forest 76 Greensboro Coliseum, Greensboro, NC
Top Cal Scorers: Sean Lampley 19, Joe Shipp 17



ALL-AMERICA

1926	George Dixon	HAF-1st team
1927	George Dixon	HAF-1st team
1929	Vern Corbin	HAF-1st team
1932	Joe Kintana	HAF-1st team
1934	Hal Eifert	HAF-1st team
1948	Andy Wolfe	HAF-1st team
1953	Bob McKeen	HAF-2nd team
1954	Bob Matheny	Look-3rd team, AP-HM
	Bob McKeen	Dell, Col-HM, AP-HM
1955	Bob McKeen	HAF-3rd team, AP-HM, UPI-HM
1957	Larry Friend	HAF-1st team
1959	Darrall Imhoff	HAF-2nd team
1960	Darrall Imhoff	C&A, HAF-1st team, UPI-1st team, AP-1st team, TSN-1st team, NABC, Look UPI-HM, AP-HM
	Bill McClintock	UPI-HM
	Earl Shultz	UPI-HM
	Tandy Gillis	UPI-HM
1961	Bill McClintock	3rd team, HM
	Earl Shultz	HAF-3rd
1967	Russ Critchfield	Con-2nd team, AP-HM, UPI-HM
1968	Russ Critchfield	HAF-1st team
1986	Kevin Johnson	AP-HM, UPI-HM
	Dave Butler	Academic A-A-2nd team
1987	Kevin Johnson	AP-HM, UPI-HM
	Dave Butler	Academic A-A-1st team
1993	Jason Kidd	AP-HM, UPI-HM, BW Frosh-1st team, BT Frosh-2nd team
1994	Jason Kidd	AP-1st team, BT-1st team, BW-1st team, W-1st team, USBWA-1st team
	Lamond Murray	AP-3rd team, USBWA-2nd team, BT-3rd team, BW-3rd team, W-HM
1995	Tremaine Fowlkes	BW Frosh-1st team, BT Frosh-2nd team
	Jelani Gardner	BT Frosh-2nd team, BW Frosh-HM
1996	Shareef Abdur-Rahim	BW-2nd team, CS-2nd team, BT-3rd team, AP-3rd team, NABC-3rd team, BW Frosh-1st team, BT Frosh-1st team
1997	Ed Gray	AP-3rd team, BW-3rd team
2001	Sean Lampley	AP-HM

ALL-CONFERENCE

(First Team Only)

1916	Dan Foster, C
	P.A. Embury, G
1917	George Hjelte, C
1919	Henry Anderson, C
1920	Art Eggleston, G
1921	Art Eggleston, G
1922	John Talt, F
1923	John Talt, F
1924	John Talt, F
	Aubrey Kincaid, G
1925	Bill Higgins, C
1926	Bill Higgins, C
	George Dixon, G
1927	Francis Watson, F
	George Dixon, G
1928	Rufus Gregory, G
1929	Vern Corbin, F
	Joel Coffield, G
1930	Ken Purcell, F
1931	Joel Coffield, G
1932	Joe Kintana, F
	Carl Vendt, G
1933	Hal Eifert, F
1934	Hal Eifert, F
1957	Larry Friel, F
1958	Don McIntosh, C
1959	Denny Fitzpatrick, G
	Al Buck, G
	Darrall Imhoff, C
1960	Darrall Imhoff, C
	Bill McClintock, F
	Earl Shultz, G
1961	Bill McClintock, F
1967	Russ Critchfield, G
1968	Russ Critchfield, G
1969	Charlie Johnson, G
1971	Phil Chenier, G
1972	Ansley Truitt, C
1980	Doug True, F
1982	Mark McNamara, C
1986	Kevin Johnson, G
1987	Kevin Johnson, G
1989	Leonard Taylor, F
1990	Brian Hendrick, C
	Keith Smith, G
1991	Brian Hendrick, F
1992	Brian Hendrick, F
1993	Jason Kidd, G
	Lamond Murray, F
1994	Jason Kidd, G
	Lamond Murray, F
1996	Shareef Abdur-Rahim, F
1997	Ed Gray, G
2000	Sean Lampley, F
2001	Sean Lampley, F

ALL-SOUTHERN DIVISION

(First Team Only)

1919	Henry Anderson, C
1921	Art Eggleston, G
1923	Paul O'Neil, C
	John Tait, F
	Aubrey Kincaid, G
1924	John Tait, F
	Aubrey Kincaid, G
	Harold Houvinen, C
1925	Bill Higgins, C
	Charles Jorgenson, F
	Harold Belasco, F
1926	Francis Watson, F
	Bill Higgins, C
	George Dixon, G
1927	Francis Watson, F
	Vern Corbin, F
	George Dixon, G
1928	Rufus Gregory, G
1929	Vern Corbin, F
	Pery Ten Eyck, C
	Joel Coffield, G
1930	Ken Purcell, F
	Joel Coffield, G
1931	Joel Coffield, G
	Joe Kintana, F
1932	Joe Kintana, F
	Carl Vendt, G
1933	Hal Eifert, F
1934	Hal Eifert, F
1937	Ray Balsley, F
1939	Bill Ogilvie, C
1940	Walt Bickerton, G
1942	Roy Tamm, F
1943	Jack Rocker, F
1944	Wayne Hooper, G
	John Higgins, F
1946	Bob Hogeboom, G
	Andy Wolfe, F
	Merv LaFaile, F
1947	Jack Rocker, F
	Andy Wolfe, F
1948	Chuck Hanger, F
	Andy Wolfe, G
1949	Bill Hagler, C
1950	Bob Matheny, G
1951	Bill Hagler, F
1952	Jim Doan, G
	Bob McKeen, C
1953	John Rickson, F
	Bob McKeen, C
	Bob Matheny, G
1954	Bob McKeen, C
1955	Bob McKeen, C



Dave Butler was a two-time Academic All-American in the 1980s.

LEGEND

AP	Associated Press
BT	Basketball Times
BW	Basketball Weekly
C&A	Coach and Athlete
Col	Colliers (Basketball)
Con	Converse
CS	College Sports
Dell	Dell Publications
HAF	Helms Athletic Foundation
Look	Look Magazine
NABC	National Association of Basketball Coaches
TSN	The Sporting News
UPI	United Press International
USBWA	U.S. Basketball Writers Association
W	Wooden



POSTSEASON HONORS



PAC-10 ALL-FRESHMAN

- 1984 Chris Washington, G
Kevin Johnson, G
- 1985 Leonard Taylor, F
- 1987 Bryant Walton, G
- 1988 Ryan Drew, G
- 1990 Brian Hendrick, F
- 1992 Lamond Murray, F
- 1993 Jason Kidd, G
- 1994 Michael Stewart, C
- 1995 Tremaine Fowlkes, F
- 1996 Shareef Abdur-Rahim, F
- 1998 Sean Lampley, F
- 2002 Jamal Sampson, F
Amit Tamir, F

PAC-10 PLAYER OF THE YEAR

- 1994 Jason Kidd
- 1996 Shareef Abdur-Rahim
- 1997 Ed Gray
- 2001 Sean Lampley

PAC-10 FRESHMAN OF THE YEAR

- 1983 Dave Butler
- 1985 Leonard Taylor
- 1993 Jason Kidd
- 1995 Tremaine Fowlkes
- 1996 Shareef Abdur-Rahim

PAC-10 NEWCOMER OF THE YEAR

- 1996 Ed Gray

NATIONAL FRESHMAN OF THE YEAR

- 1993 Jason Kidd
- 1996 Shareef Abdur-Rahim

NCAA ALL-FINAL FOUR TEAM

- 1959 Darrall Imhoff
Denny Fitzpatrick
- 1960 Darrall Imhoff

NIT ALL-FINAL FOUR TEAM

- 1999 Mike Gill
Sean Lampley (MVP)

NAISMITH AWARD

- 1971 Charlie Johnson

NATIONAL COACH OF THE YEAR

- 1960 Pete Newell
(UPI, USBWA)

PAC-10 COACH OF THE YEAR

- 1997 Ben Braun

THE PETE NEWELL LEGEND

Legendary coach Pete Newell, who led California to the 1959 NCAA title and a runner-up finish in the 1960 tournament, was inducted into the Naismith Memorial Basketball Hall of Fame in 1978. Head coach of the Golden Bears from 1954-55 to '59-60, Newell's teams won four consecutive conference titles (1957-60), and he was voted the



national coach of the year in 1960. He finished his Cal career with a 119-44 record. Newell also coached the U.S. Olympic team to a gold medal in the 1960 Rome Games. On Dec. 21, 1987, the playing surface at Harmon Gym was renamed "Pete Newell Court" in his honor and the floor at Haas Pavilion retains that name.

U.S. NATIONAL TEAMS

U.S. OLYMPIC GAMES TEAM

- Shareef Abdur-Rahim (2000)
- Jason Kidd (2000)
- Darrall Imhoff (1960)
- Pete Newell, Coach (1960)

U.S. WORLD CHAMPIONSHIP TEAM

- Hank D'Antonio (1959)
- Kevin Johnson (1994)

U.S. WORLD UNIVERSITY GAMES TEAM

- Russ Critchfield (1967)

U.S. JUNIOR NATIONAL TEAM

- Tremaine Fowlkes (1994, '95)

TEAM USA

- Jason Kidd (1993)
- Lamond Murray (1993)

U.S. JONES CUP TEAM

- Kevin Johnson (1986)

U.S. OLYMPIC FESTIVAL

- Dave Butler (1983)
- Lou Campanelli, Coach (1989)
- Jelani Gardner (1994)
- Butch Hays (1981)
- Brian Hendrick (1990)
- Kevin Johnson (1983)
- Sam Potter (1981)
- Keith Smith (1986)
- Michael Stewart (1994)
- Leonard Taylor (1985)
- Bryant Walton (1987)



FIRST AND SECOND ROUNDS

MARCH 20 & 22

RCA Dome, Indianapolis, IN
Co-Hosts: Butler University and Horizon League

The Myriad, Oklahoma City, OK
Host: University of Oklahoma

Jon M. Huntsman Center, Salt Lake City, UT
Host: University of Utah

Spokane Arena, Spokane, WA
Host: Washington State University

MARCH 21 & 23

Birmingham-Jefferson Civic Center, Birmingham, AL
Host: Southeastern Conference

FleetCenter, Boston, MA
Host: Boston College

Gaylord Entertainment Center, Nashville, TN
Host: Vanderbilt University

Ice Palace Arena, Tampa, FL
Host: University of South Florida

REGIONALS

MARCH 27 & 29

Midwest Regional

Hubert H. Humphrey Metrodome, Minneapolis, MN
Host: University of Minnesota

West Regional

Arrowhead Pond, Anaheim, CA
Host: Big West Conference

MARCH 28 & 30

East Regional

Pepsi Arena, Albany, NY
Co-Hosts: Metro Atlantic Athletic Conference and Siena College


Midwest Regional

Alamodome, San Antonio, TX
Host: University of Texas at San Antonio

FINAL FOUR

APRIL 5 & 7

Louisiana Superdome, New Orleans, LA
Co-Hosts: Sun Belt Conference and University of New Orleans



Forward Tony Gonzalez, who now plays tight end for the Kansas City Chiefs in the NFL, scored 23 points in Cal's win over Villanova in the second round of the 1997 NCAA Tournament.

CAL NCAA TOURNAMENT NOTES

- Cal has participated in 12 NCAA Tournaments, reached at least the Round of 16 seven times.
- Under head coach Pete Newell, Cal captured the NCAA title in 1959 and was the national runner-up in 1960.
- Cal has a 17-12 record in NCAA Tournament games.
- Cal is 9-3 in opening round games.
- After going 30 years between appearances, Cal has advanced to the NCAA Tournament seven times since 1990.
- Cal has faced 26 teams in 29 NCAA Tournaments games, playing only Cincinnati (2-0), Idaho State (2-0) and Ohio State (0-2) twice.
- Cal has appeared in all four regions over the years: East (3-2), South (1-2), Midwest (2-2) and West (11-6).